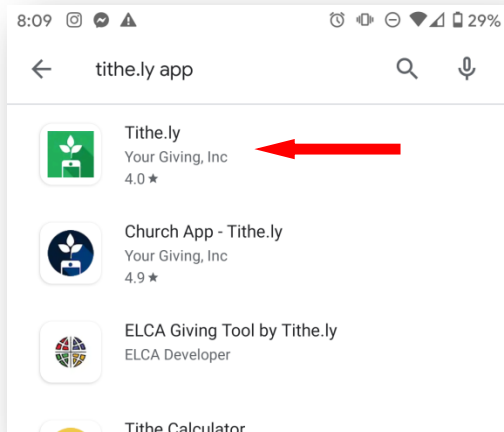


# Mobile App for Online Offering for Logos Baptist Church (Milliken) 證道浸信會(美麗徑堂)網上奉獻手機程式


July 30, 2020

## Installing Tithe.ly App 安裝程式



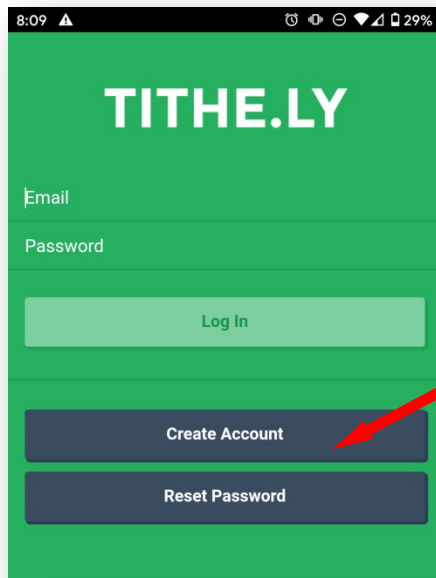
Go to Google Play or Apple App Store  
使用 **Android** 手機，前往 **Google Play**，  
使用 **iPhone** 手機，前往 **App Store**。

Search Tithe.ly and install Tithe.ly Apps (Green icon)  
on your mobile phone (Not Church App – Tithe.ly)  
在搜索一欄，輸入“Tithe.ly”，然後選擇“tithe.ly  
app”，然後再選擇綠色圖像“Tithe.ly”(並不是黑  
色之“Church App Tithe.ly”)。



Select Install  
選擇“Install” 安裝

## Setting up Tithe.ly account 開設奉獻戶口

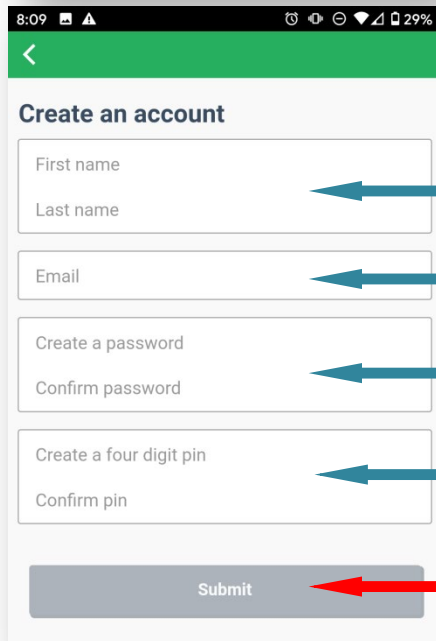


Once you have successfully installed the Tithe.ly app, Open the app and select "Create Account"

裝置成功後，打開程式並按 [開設奉獻戶口] "Create Account"

Enter the information required

按照畫面上的指示，輸入所有需要資料，請核對所填的無誤後，選擇 "Submit" 呈交申請開戶



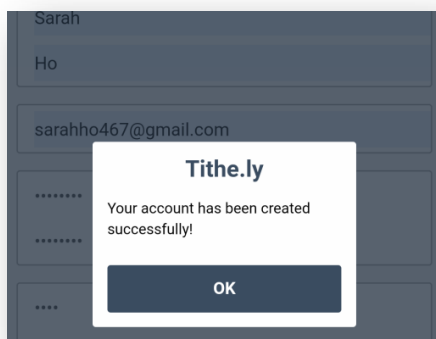
姓名

電郵

戶口密碼

四位數字登入密碼

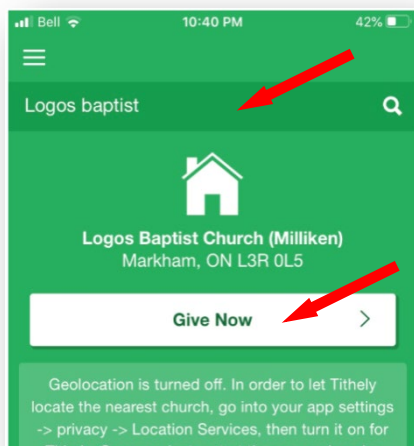
請核對所填的無誤後，選擇 "Submit" 呈交申請開戶



Once all information is entered, you will see the following icon, stating that the account has been created successfully.

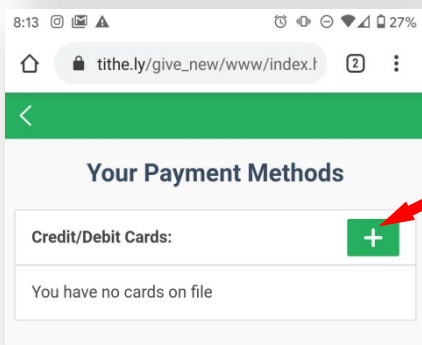
若輸入資料正確，則會出現以下圖像，顯示開戶成功

## Offering through Tithe.ly account 網上奉獻



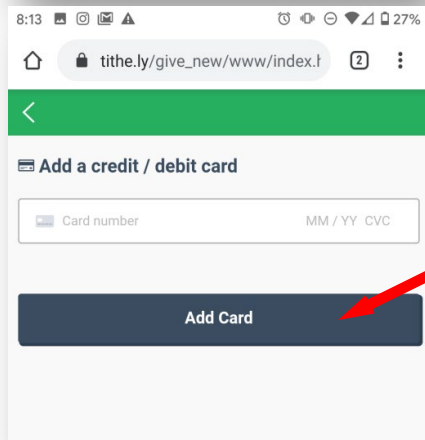
Find our church - search for Logos Baptist Church (Milliken) and select our church  
在搜索選項，選擇 **Logos Baptist Church (Milliken)**

Select **"Give Now"**  
選擇 **"Give Now"** 現在奉獻



Add Credit card info to your account. Click "+"

提供信用卡的資料，作奉獻時的支付戶口。請按 "+"



Select 'Add Card' and enter credit card information.

選擇 **"Add Card"** 並輸入信用卡資料

Tithe.ly 11:13 PM 41%

tithe.ly

Logos Baptist Church (Milliken)  
Markham, ON L3R 0L5

Give:

\$ 20.00

To:

General Fund

Recurring Giving

Give \$20.00

Enter the amount you want to donate  
填上奉獻銀碼

Choose one of the below offering category.

**General Fund, Mission Fund, Building Fund, Thanksgiving or Others**

(if you want to make another offering to a different category, you will need to run the app again)

選擇奉獻類別

(只能選其中一項，如要多選一項，則需完成是次奉獻後再次啟動奉獻程式)

visa \*\*\*\* 3716

Cover Fees

Offering No.

Note / memo (optional)

Give \$20.00

Select “**Cover Fees**”, meaning you will pay for the processing fee (approx. 2.5% for Visa) on top of the giving amount. Or else church will pay for the processing fee.

如果閣下同時選取 “**Cover Fee**” (繳付行政費用)，你將會支付大約 **2.5% (Visa)** 額外的行政費，否則教會將代為支付。

**Please note**

**Cover fees cannot be treated as tax credits and therefore the amount will not be included on your tax receipt.**

**請注意**

行政費用不能當作免稅額，因此不能包含在你的報稅收據金額中。

If you know your offering number (a letter and four numbers), please fill it in.

如果你知道教會提供你的奉獻編號，請填上教會提供的個人奉獻號碼(1 個英文字母 + 4 個數字)。

If you have an offering number but you don't know your number or forgot, please enter "Don't know" or "Forgot".

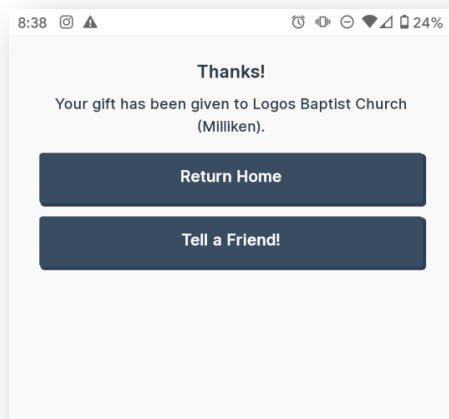
如果您有奉獻編號，但你不知道你的號碼或忘記了，請輸入"Don't know" 或 "Forgot"。

If it's your first time giving to Logos, please enter "New".

如果你是第一次奉獻給證道浸信會(美麗徑堂)，請輸入"New"。

Select 'Give \$XX.00'

最後確認選擇“奉獻 \$XX.00”，奉獻程序完畢。



An email confirmation will be sent to you (this is just a confirmation and not a tax receipt). The official tax receipt will be sent out by Logos Baptist Church (Milliken) during the tax filing season.

閣下將會收到一個確認電郵(並非退稅收條)。教會將會在每年的報稅期間始發出正式退稅收條。